

Non-return valve, controlled, elbow, push-in or internal threaded

Order codes	D - For tube	G1 - Thread	B	G2 - Pilot port thread	H	L1	L2	OK
NCPPG-004-000	4 / 2	G1/8"	14	M5	6	15.5	42	13
NCPPG-006-000	6 / 4	G1/8"	14	M5	6	15.5	42	13
NCPPG-006-001	6 / 4	G1/4"	18	M5	8	18.5	47	17
NCPPG-008-000	8 / 6	G1/8"	14	M5	6	15.5	42	13
NCPPG-008-001	8 / 6	G1/4"	18	M5	8	18.5	47	17
NCPPG-008-002	8 / 6	G3/8"	21	G1/8"	9	21	53.5	20
NCPPG-010-001	10 / 8	G1/4"	18	M5	8	18.5	47	17
NCPPG-010-002	10 / 8	G3/8"	21	G1/8"	9	21	53.5	20
NCPPG-012-001	12 / 10	G1/4"	18	M5	8	18.5	47	17
NCPPG-012-002	12 / 10	G3/8"	21	G1/8"	9	21	53.5	20

Order codes	G1 - Thread	B	G2 - Pilot port thread	H	L1	L2	OK
NCPGG-000-000	G1/8"	15	M5	6	15.5	42	13
NCPGG-001-001	G1/4"	18	M5	8	18.5	47	17
NCPGG-002-002	G3/8"	22	G1/8"	9	21	53.5	20
NCPGG-003-003	G1/2"	27	G1/8"	10	24.5	60	25

Working pressure	0.2 to 1.0 MPa
Temperature range	-5°C to +70°C
Working medium	modified compressed air

Flow capacity and min. opening pressure

Thread	Flow* [NI]	Min. opening pressure at primary pressure [MPa]				
		0.2	0.4	0.6	0.8	1.0
G1/8"	400	0.15	0.2	0.3	0.35	0.4
G1/4"	850	0.15	0.2	0.3	0.35	0.4
G3/8"	1250	0.15	0.2	0.3	0.35	0.4
G1/2"	1800	0.15	0.2	0.3	0.35	0.4

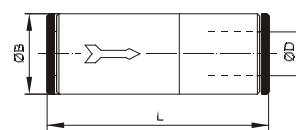

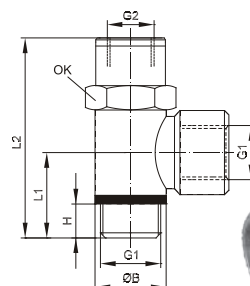
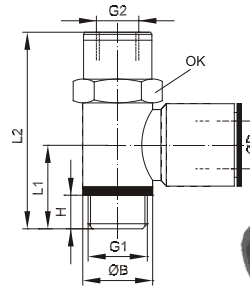
*) Max. flow [NI] at primary pressure 0.6 MPa

Non-return valve, uncontrolled

Order codes	D - For tube	B	L
2750 0003 3100 0000	4 / 2	9	44.5
2750 0003 3200 0000	6 / 4	11	50
2750 0003 3300 0000	8 / 6	13	53.5

Order codes	Internal thread	L	B	C	Ch	Flow capacity [NI/min]
NRV05	M5	25	—	—	8	100
NRV10	G1/8"	34	—	—	13	500
NRV25	G1/4"	39	—	—	16	900
NRV37	G3/8"	47	20	27	20	4290
NRV50	G1/2"	44.5	28	—	25	4290
NRV75	G3/4"	47.5	34.5	—	31	5720
NRV100	G1"	56	42	—	38	10340

Working pressure	0.2 to 1.0 MPa (NRV05 to NRV25), 0 to 4.0 MPa (NRV37 to NRV75), 0 to 2.5 MPa (NRV100)
Temperature range	-10°C to +60°C (NRV05 to NRV25), -20°C to +100°C (NRV37 to NRV100)
Working medium	modified compressed air



NRV05 to NRV25

NRV37

NRV50 to NRV100

