

# PNEUMATICALLY ACTUATED VALVES SERIES K



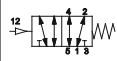
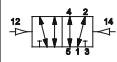
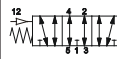
A new type of pneumatically actuated valve, which offers not only a large flow rate, but also high durability. Valves can be used as standalone or they can be mounted on manifolds.

Valves series K contains spool and sleeve assembly, which guarantee long lifetime of valve.

Series	K1	K2		K3
Port	G1/8"	G1/4"	G3/8"	G1/2"
Port for pilot	G1/8"	G1/8"	G1/8"	G1/8"
Flow capacity [Nl/min]	1000	1700	1700	3500
Working pressure [MPa]	vacuum to 2.1 MPa			
Pilot pressure range [MPa]	0.15 to 1.0			
Temperature range [°C]	medium temperature max. 50, ambient temperature -20 to +50			

## Order codes

25 527090 06 00 3 000

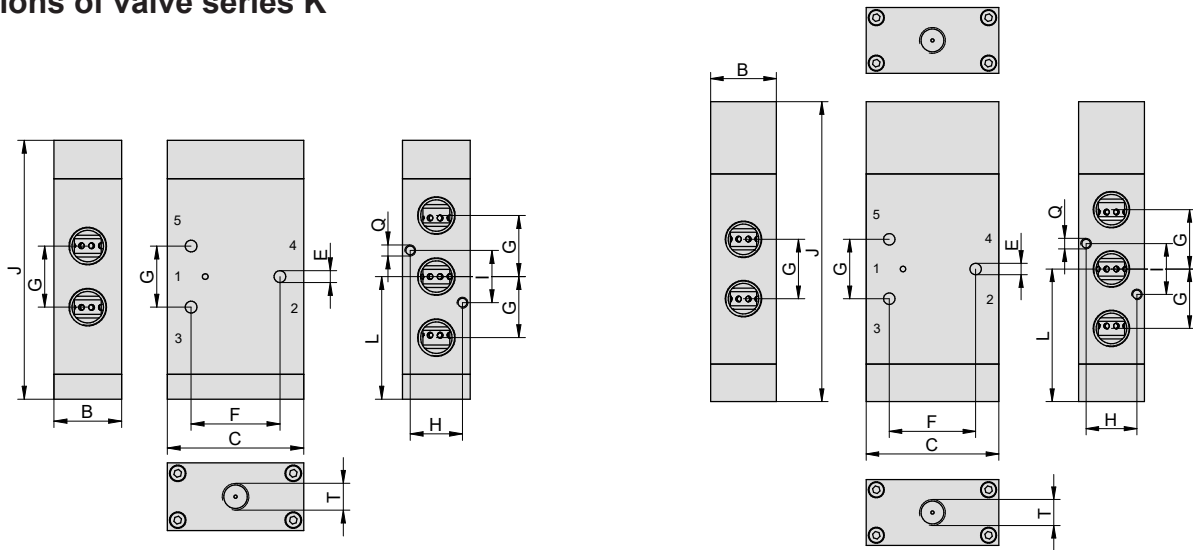
Function	
52 70 90	 5/2 monostable
52 70 70	 5/2 bistable
53 70 70	 5/3 centre opened position

Series and port		
04 00 2	series K1	thread G1/8"
06 00 3	series K2	thread G1/4"
08 00 3	series K2	thread G3/8"
10 00 4	series K3	thread G1/2"



We make the spool and sleeve assembly from hardened stainless steel. The technical interest is that thanks to the precise grinding and honing of both parts, such accuracy is achieved that the piston in the sleeve moves on the air cushion. This essentially eliminates possible wear and at the same time the piston can be moved very easily and very quickly. The clearance is so small that there are no leaks even without a seal.

## Dimensions of valve series K



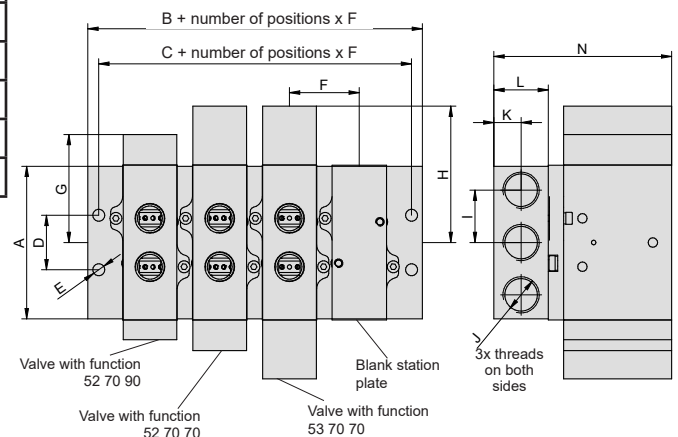
Series	Function	B	C	E	F	G	H	I	J	L	Q	T	Weight [kg]
K1	52 70 90	22	42	3.3	24.4	18	15.8	18	83	39	M3, deep 7	G1/8"	0.21
K1	52 70 70	22	42	3.3	24.4	18	15.8	18	101	44	M3, deep 7	G1/8"	0.25
K1	53 70 70	22	42	3.3	24.4	18	15.8	18	114	57	M3, deep 7	G1/8"	0.28
K2	52 70 90	24.6	49.6	4.3	32.3	22.2	19	19	94.1	44.6	M4, deep 7	G1/8"	0.31
K2	52 70 70	24.6	49.6	4.3	32.3	22.2	19	19	112.1	49.6	M4, deep 7	G1/8"	0.36
K2	53 70 70	24.6	49.6	4.3	32.3	22.2	19	19	125.1	62.6	M4, deep 7	G1/8"	0.42
K3	52 70 90	44	66	5,3	44	32	35	16	169	80	ø5,3	G1/8"	1,28
K3	52 70 70	44	66	5,3	44	32	35	16	156	67	ø5,3	G1/8"	1,18
K3	53 70 70	44	66	5,3	44	32	35	16	178	89	ø5,3	G1/8"	1,36

Notice: use fittings only to max. 19 mm wrench size with series K2.

## Series K valves manifold assembly

Series	Order code	Weight [kg]	Application
K1	2500 8181 0600 0003	0.26	End plates (1 pair) for 2 valves
K1	2500 8181 0600 0002	0.08	Middle plate (extension for 1 valve)
K1	2500 8181 0600 0001	0.02	Adaptor plate (1 plate per station)
K1	2500 8181 0600 0004	0.04	Blank station plate
K2	2500 8181 0800 0001	0.29	End plates (1 pair) for 2 valves
K2	2500 8181 0800 0002	0.11	Middle plate (extension for 1 valve)
K2	2500 8181 0800 0003	0.04	Adaptor plate (1 plate per station)
K2	2500 8181 0800 0005	0.07	Blank station plate

Manifolds for K series valves are supplied separately and it is necessary to use one pair of end plates, which are also used as manifolds for 2 valves, and requested number of middle plates (1 plate for 1 valve) to create the complete manifold assembly. It is possible to add other positions to the assembly at any time, just remove the end plate and add additional middle plates. If it is necessary to create a reserve during assembly, it is recommended to use a blank station plate, which can be easily replaced by valve. Max. number of valves in one manifold is 10. Any valve series K may be used for manifold assembly (it doesn't matter if valve is single or double solenoid actuated or air actuated). But it is necessary to use adaptor, which must be mounted between valve and manifold. Valves mounted on manifold could be unmounted separately by unscrew of 2 bolts, which are accessible from top side (side with ports 2 and 4 of valves).



Series	A	B	C	D	E	F	G	H	I	J	K	L	N
K1	59	26.5	16.5	21	5.5	30.5	44	57	21	G1/	12.5	25	72.5
K2	69	25.5	15.5	25	5.5	32	49.5	62.5	24	G3/8"	12.5	25	82



For information about manifold assembly see page 5-5.